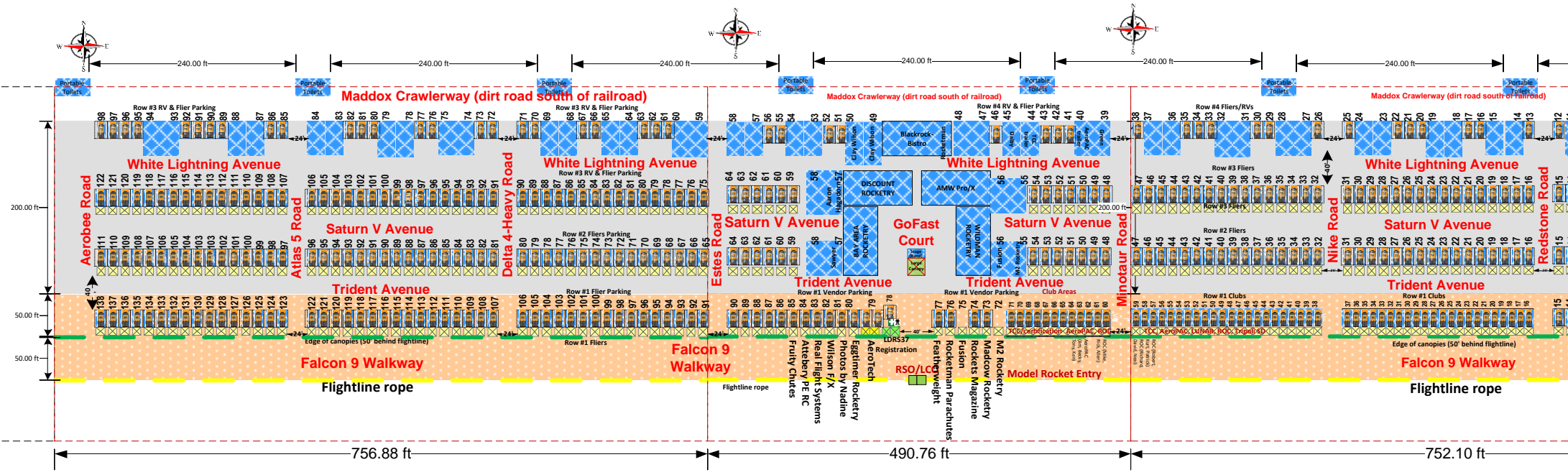


West Crawlerway (dirt road)

Spectators/ Standby Parking









Detail A
West

Detail B
Center

Detail C
East

Scale - 1" = 160 Feet

-  10'x10' - standard canopy space + 4ft spacing between each allows 2' each for tie-downs
-  10'x20' - standard parking space + 2ft spacing for doors to open
-  20'x40' - trailer parking space
-  20'x50' - long trailer parking space
-  40'x80' - double wide trailer parking space
-  At least 20'x80' - club areas